

BACK COVER

FRONT COVER

SPINE - CHANGE SIZE OF WIDTH

## Perfect Bound Cover A6 Outer Spread


Portrait / 105 x 148mm


Place your design within 'Artwork' layer and delete 'Guide' layer once finished. PDF must contain a 4 page cover with both outer and inner covers exported as spreads.


*Failure to remove guide layer will result in template printing over artwork design.*

### Please ensure:

- Colour: CMYK (RGB will be converted)
- Fonts: Embedded or converted to outlines
- Image Resolution: 300dpi or higher
- Crop marks and 3mm bleed are included
- Accepted format: PDF (one file)

 **Finished Size** - This is the finished size of the product once trimmed.

 **Safe Area** - We recommend keeping text and images out of the grey area, remaining in white box.

 **3mm Bleed** - Please extend your artwork into the bleed if you are using full colour or imagery in the background. Anything within this area will be removed once trimmed.

Please change width of spine to match the size provided by our online spine calculator before placing artwork.

KEEP IMPORTANT TEXT AND IMAGES OUTSIDE OF THIS AREA

KEEP IMPORTANT TEXT AND IMAGES OUTSIDE OF THIS AREA

3MM BLEED (THIS AREA WILL BE REMOVED)

3MM BLEED (THIS AREA WILL BE REMOVED)

INSIDE FRONT COVER  
(LEFT PAGE)


**Perfect Bound Cover A6 Inner Spread**  
Portrait / 105 x 148mm


Place your design within 'Artwork' layer and delete 'Guide' layer once finished. PDF must contain a 4 page cover with both outer and inner covers exported as spreads.


*Failure to remove guide layer will result in template printing over artwork design.*

**Please ensure:**

- Colour: CMYK (RGB will be converted)
- Fonts: Embedded or converted to outlines
- Image Resolution: 300dpi or higher
- Crop marks and 3mm bleed are included
- Accepted format: PDF (one file)

 **Finished Size** - This is the finished size of the product once trimmed.

 **Safe Area** - We recommend keeping text and images out of the grey area, remaining in white box.

 **3mm Bleed** - Please extend your artwork into the bleed if you are using full colour or imagery in the background. Anything within this area will be removed once trimmed.

**Please change width of spine to match the size provided by our online spine calculator before placing artwork.**

KEEP IMPORTANT TEXT AND IMAGES OUTSIDE OF THIS AREA

3MM BLEED (THIS AREA WILL BE REMOVED)

INNER SPINE (LEAVE THIS AREA BLANK)

INSIDE BACK COVER  
(RIGHT PAGE)

KEEP IMPORTANT TEXT AND IMAGES OUTSIDE OF THIS AREA